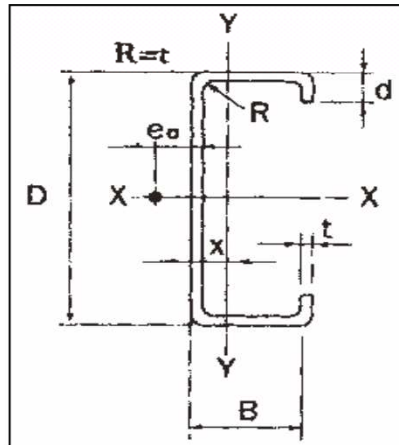
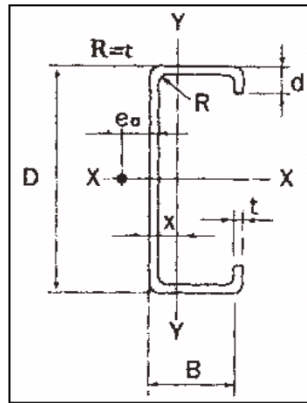



CANALES "C" DE ALAS ATIESADAS



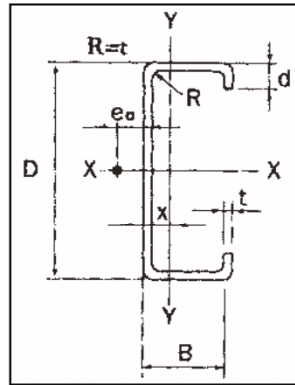

DIMENSIONES Y PROPIEDADES PARA EL DISEÑO

DESIGNACION	D	B	b	t	Peso	Area (A)	Eje X-X			Eje Y-Y			x	eo
							I	S	r	I	S	r		
							cm4	cm3	cm	cm4	cm3	cm		
C 6" X 3"	152.4	76.2	25.4	4.5	11.52	14.67	527.4	69.21	6	114.9	23.32	2.80	2.69	3.05
	152.4	76.2	25.4	3.0	7.91	10.08	372.6	48.89	6.08	83.39	16.96	2.88	2.70	3.2
	152.4	76.2	22.2	2.5	6.53	8.32	312.0	40.95	6.12	67.70	13.52	2.85	2.61	3.22
	152.4	76.2	19.1	2.3	5.92	7.54	284.8	37.88	6.15	59.52	11.68	2.81	2.52	3.2
	152.4	76.2	19.1	2.0	5.18	6.60	250.6	32.88	6.16	52.68	10.34	2.83	2.53	3.23
C 6" X 2"	152.4	50.8	22.2	4.5	9.50	12.10	394.4	51.76	5.71	39.49	11.38	1.81	1.61	1.81
	152.4	50.8	19.1	3.0	6.42	8.17	276.5	36.29	5.82	27.57	7.78	1.84	1.54	1.93
	152.4	50.8	19.1	2.5	5.41	6.89	235.9	30.96	5.85	23.92	6.76	1.86	1.54	1.98
	152.4	50.8	15.9	2.3	4.89	6.23	214.0	28.08	5.86	20.60	5.69	1.82	1.46	1.95
	152.4	50.8	15.9	2.0	4.28	5.45	188.7	24.76	5.88	18.37	5.07	1.84	1.46	1.98
C 5" X 2"	127.0	50.8	22.2	4.5	8.60	10.95	253.2	39.88	4.81	37.05	11.04	1.84	1.75	1.87
	127.0	50.8	19.1	3.0	5.82	7.41	179.1	28.20	4.92	25.95	7.63	1.87	1.68	1.99
	127.0	50.8	19.1	2.5	4.91	6.26	153.1	24.11	4.95	25.52	6.63	1.90	1.68	2.04
	127.0	50.8	15.9	2.3	4.43	5.64	139.2	21.92	4.97	19.43	5.58	1.86	1.60	2.02
	127.0	50.8	15.9	2.0	3.88	4.94	122.9	19.36	4.99	17.33	4.98	1.87	1.60	2.05
C 4" X 2"	101.6	50.8	22.2	4.5	7.70	9.81	147.4	29.01	3.88	34.04	10.82	1.86	1.93	1.89
	101.6	50.8	19.1	3.0	5.22	6.65	105.6	20.78	3.98	23.95	7.43	1.90	1.86	2.04
	101.6	50.8	19.1	2.5	4.41	5.62	90.55	17.82	4.01	20.80	6.46	1.92	1.86	2.09
	101.6	50.8	15.9	2.3	3.97	5.06	82.63	16.327	4.04	17.99	5.44	1.89	1.77	2.1
	101.6	50.8	15.9	2.0	3.48	4.44	73.11	14.39	4.06	16.05	4.85	1.90	1.77	2.13
C 3" X 2"	76.2	50.8	22.2	4.5	6.80	8.67	73.16	19.20	2.91	30.25	10.35	1.87	2.16	1.85
	76.2	50.8	19.1	3.0	4.62	5.89	53.51	14.05	3.01	21.44	7.14	1.91	2.08	2.04
	76.2	50.8	19.1	2.5	3.92	4.99	46.12	12.11	3.04	18.64	6.21	1.93	2.08	2.9
	76.2	50.8	15.9	2.3	3.51	4.47	42.38	11.12	3.08	16.18	5.23	1.90	1.99	2.14
	76.2	50.8	15.9	2.0	3.08	3.93	37.60	9.87	3.09	14.44	4.67	1.92	1.99	2.17



DIMENSIONES Y PROPIEDADES PARA EL DISEÑO

DESIGNACION	D	B	b	t	Peso	Area (A)	Eje X-X			Eje Y-Y			x	eo
							I	S	r	I	S	r		
							cm ⁴	cm ³	cm	cm ⁴	cm ³	cm		
C 9" X 3"	228.6	76.2	25.4	4.5	14.21	18.10	1378	120.50	8.72	131.9	24.45	2.70	2.23	2.84
	228.6	76.2	25.4	3.0	9.70	12.36	962.8	84.23	8.82	95.55	17.73	2.78	2.23	2.99
	228.6	76.2	22.2	2.5	8.03	10.22	801.7	70.14	8.86	77.31	14.23	2.75	2.15	2.98
	228.6	76.2	19.1	2.3	7.30	9.29	729.7	63.84	8.86	67.77	12.21	2.70	2.07	2.94
	228.6	76.2	19.1	2.0	6.37	8.12	640.5	56.04	8.88	59.97	10.81	2.72	2.07	2.97
C 9" X 2"	228.6	50.8	22.2	4.5	12.19	15.53	1067	93.34	8.29	44.67	11.83	1.70	1.30	1.62
	228.6	50.8	19.1	3.0	8.21	10.46	736.8	64.46	8.39	31.03	8.07	1.72	1.23	1.72
	228.6	50.8	19.1	2.5	6.91	8.80	625.8	54.75	8.43	26.92	7.00	1.75	1.23	1.77
	228.6	50.8	15.9	2.3	6.26	7.98	566.3	49.54	8.42	23.08	5.89	1.70	1.16	1.72
	228.6	50.8	15.9	2.0	5.48	6.98	498.1	43.58	8.45	20.58	5.25	1.72	1.16	1.75
C 8" X 3"	203.2	76.2	25.4	4.5	13.31	16.96	1041	102.40	7.83	127	24.14	2.74	2.36	2.91
	203.2	76.2	25.4	3.0	9.11	11.60	729.4	71.79	7.93	92.03	17.52	2.82	2.37	3.07
	203.2	76.2	22.2	2.5	7.53	9.59	608.2	59.86	7.96	74.53	13.97	2.79	2.28	3.07
	203.2	76.2	19.1	2.3	6.84	8.71	553.9	54.52	7.97	65.39	12.06	2.74	2.20	3.03
	203.2	76.2	19.1	2.0	5.98	7.61	486.5	47.89	7.99	57.86	10.68	2.76	2.20	3.03
C 8" X 2"	203.2	50.8	22.2	4.5	11.29	14.38	797.6	78.50	7.45	43.22	11.71	1.73	1.39	1.69
	203.2	50.8	19.1	3.0	7.61	9.70	552.9	54.42	7.55	30.06	7.99	1.76	1.32	1.79
	203.2	50.8	19.1	2.5	6.41	8.16	470.2	46.28	7.59	26.08	6.93	1.79	1.32	1.84
	203.2	50.8	15.9	2.3	5.80	7.39	425.6	41.89	7.59	22.38	5.84	1.74	1.25	1.79
	203.2	50.8	15.9	2.0	5.08	6.47	374.7	36.88	7.61	19.95	5.21	1.76	1.25	1.82
C 7" X 3"	177.8	76.2	25.4	4.5	12.41	15.81	758.5	85.32	6.93	121.4	23.77	2.77	2.51	2.99
	177.8	76.2	25.4	3.0	8.51	10.84	533.5	60.01	7.02	88.01	17.27	2.85	2.52	3.14
	177.8	76.2	22.2	2.5	7.03	8.95	445.7	50.13	7.06	71.36	13.77	2.82	2.44	3.15
	177.8	76.2	19.1	2.3	6.38	8.13	406.3	45.70	7.06	62.67	11.89	2.78	2.35	3.12
	177.8	76.2	19.1	2.0	5.58	7.10	357.1	40.17	7.09	55.45	10.53	2.79	2.35	3.15
C 7" X 3/2"	177.8	50.8	22.2	4.5	10.39	13.24	574.6	64.64	6.59	41.51	11.56	1.77	1.49	1.75
	177.8	50.8	19.1	3.0	7.01	8.94	400.3	45.03	6.69	28.92	7.90	1.80	1.42	1.86
	177.8	50.8	19.1	2.5	5.91	7.53	340.9	38.34	6.73	25.09	6.86	1.83	1.42	1.91
	177.8	50.8	15.9	2.3	5.35	6.81	308.8	34.74	6.73	21.56	5.77	1.78	1.34	1.87
	177.8	50.8	15.9	2.0	4.68	5.95	272.1	30.60	6.76	19.23	5.15	1.80	1.34	1.9



DIMENSIONES Y PROPIEDADES PARA EL DISEÑO

DESIGNACION	D	B	b	t	Peso	Area (A)	Eje X-X			Eje Y-Y			x	eo
							I	S	r	l	S	r		
							cm ⁴	cm ³	cm	cm ⁴	cm ³	cm		
C 12" X 3"	304.8	76.2	25.4	4.5	16.90	21.53	2753	180.60	11	143.5	25.11	2.58	1.91	2.61
	304.8	76.2	25.4	3.0	11.50	14.65	1912	125.50	11.42	103.9	18.19	2.66	1.91	2.77
	304.8	76.2	22.2	2.5	9.52	12.13	1588	104.20	11.44	83.91	14.50	2.63	1.83	2.75
	304.8	76.2	19.1	2.3	8.67	11.05	1444	94.77	11.43	73.41	12.53	2.58	1.76	2.69
	304.8	76.2	19.1	2.0	7.57	9.64	1266	83.09	11.46	64.95	11.08	2.60	1.76	2.72
C 12" X 2"	304.8	50.8	22.2	4.5	14.88	18.95	2190	143.70	10.75	48.00	12.09	1.59	1.11	1.45
	304.8	50.8	19.1	3.0	10.01	12.75	1501	98.48	10.85	33.23	8.23	1.62	1.04	1.53
	304.8	50.8	19.1	2.5	8.40	10.70	1271	83.41	10.90	28.86	7.14	1.64	1.04	1.58
	304.8	50.8	15.9	2.3	7.64	9.73	1150	75.47	10.87	24.67	6.01	1.59	0.98	1.53
	304.8	50.8	15.9	2.0	6.67	8.50	1010	66.28	10.90	22.00	5.36	1.61	0.97	1.56
C 11" X 3"	279.4	76.2	25.4	4.5	16.00	20.39	2230	159.60	10.46	140	24.92	2.62	2.00	2.69
	279.4	76.2	25.4	3.0	10.90	13.89	1552	111.10	10.57	101.4	18.06	2.70	2.00	2.84
	279.4	76.2	22.2	2.5	9.02	11.49	1290	92.32	10.59	81.95	14.39	2.67	1.93	2.82
	279.4	76.2	19.1	2.3	8.21	10.46	1173	83.96	10.59	71.74	12.44	2.62	1.85	2.77
	279.4	76.2	19.1	2.0	7.17	9.14	1029	73.64	10.61	63.47	11.00	2.64	1.85	2.8
C 11" X 2"	279.4	50.8	22.2	4.5	13.98	17.81	1759	125.90	9.94	47.03	12.01	1.62	1.17	1.5
	279.4	50.8	19.1	3.0	9.41	11.98	1208	86.49	10.04	32.61	8.19	1.65	1.10	1.59
	279.4	50.8	19.1	2.5	7.90	10.07	1024	73.32	10.09	28.29	7.10	1.68	1.09	1.64
	279.4	50.8	15.9	2.3	7.18	9.15	926.70	66.34	10.07	24.20	5.98	1.63	1.03	1.59
	279.4	50.8	15.9	2.0	6.27	7.99	814.20	58.28	10.09	21.58	5.33	1.64	1.03	1.62
C 10" X 3"	254.0	76.2	25.4	4.5	15.11	19.24	1773	139.60	9.60	136.2	24.70	2.66	2.11	2.76
	254.0	76.2	25.4	3.0	10.30	13.12	1236	97.32	9.70	98.66	17.91	2.74	2.11	2.92
	254.0	76.2	22.2	2.5	8.52	10.86	1028	80.96	9.73	79.77	14.27	2.71	2.03	2.9
	254.0	76.2	19.1	2.3	7.75	9.88	935.4	73.65	9.73	69.87	12.33	2.66	1.95	2.85
	254.0	76.2	19.1	2.0	6.77	8.63	820.70	64.62	9.75	61.82	10.91	2.68	1.95	2.88
C 10" X 2"	254.0	50.8	22.2	4.5	13.08	16.67	1386	109.20	9.12	45.93	11.93	1.66	1.23	1.56
	254.0	50.8	19.1	3.0	8.81	11.22	954.40	75.15	9.22	31.87	8.13	1.69	1.16	1.65
	254.0	50.8	19.1	2.5	7.41	9.43	809.80	63.76	9.26	27.65	7.05	1.71	1.16	1.7
	254.0	50.8	15.9	2.3	6.72	8.56	732.70	57.69	9.25	23.68	5.94	1.66	1.09	1.65
	254.0	50.8	15.9	2.0	5.88	7.48	644.10	50.72	9.28	21.11	5.29	1.68	1.09	1.68

Longitud Comercial: 6 mts

- Otros largos consultar con su Representante de Ventas

www.aceroscomerciales.com.pe

Sucursal Variante : (054) 449273, Moviles : Mov. 95-8524367, RPM: #800290
 Sucursal Huanuco : (054) 453787, Moviles : Mov. 95-9929400, RPM: #935829
 Sucursal Mariscal Castilla : (054) 451567, Moviles : Mov. 95-9515839, RPM: #624717
 Sucursal Dolores : (054) 431054, Moviles : Mov. 95-9875000, RPM: #235041
 Sucursal Socabaya : (054) 959929406, Moviles : Mov. 95-9929406, RPM: #935833